



Venn Diagrams Questions for SSC CGL Set-2 PDF


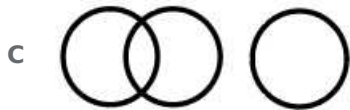
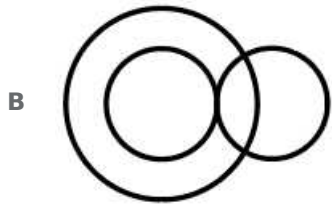
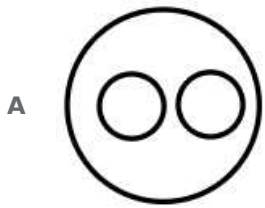
All rights reserved. No part of this publication may be reproduced, distributed, or transmitted in any form or by any means, electronic, mechanical, photocopying, recording or otherwise, or stored in any retrieval system of any nature without the permission of cracku.in, application for which shall be made to support@cracku.in

Instructions

For the following questions answer them individually

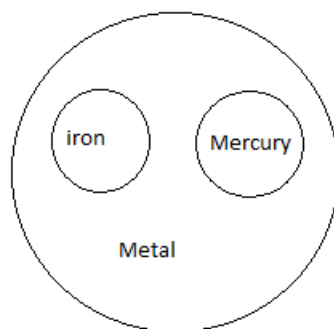
Question 1

Select the Venn diagram that best illustrates the relationship between the following classes.
Metal, Iron, Mercury



Answer: A

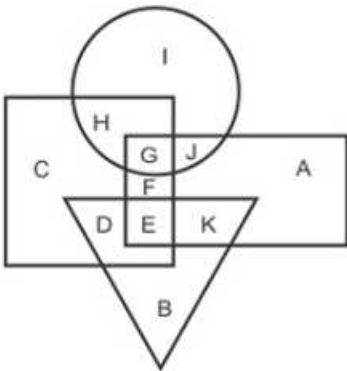
Explanation:



Iron is metal and mercury is also a metal so both of them fall under same category

Question 2

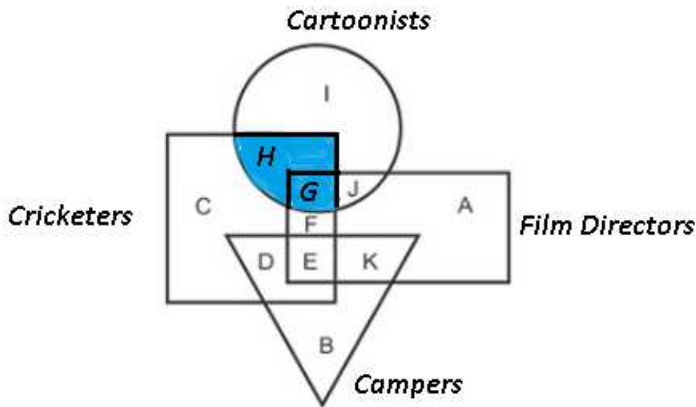
In the following figure, rectangle represents Film directors, circle represents Cartoonists, triangle represents Campers and Square represents Cricketers. Which set of letters represents Cricketers who are also Cartoonists ?



- A IJ
- B CD
- C HG
- D DE

Answer: C

Explanation:

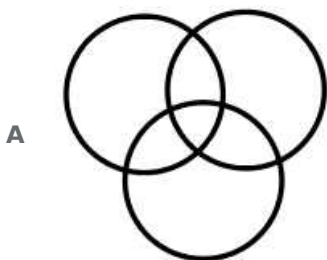


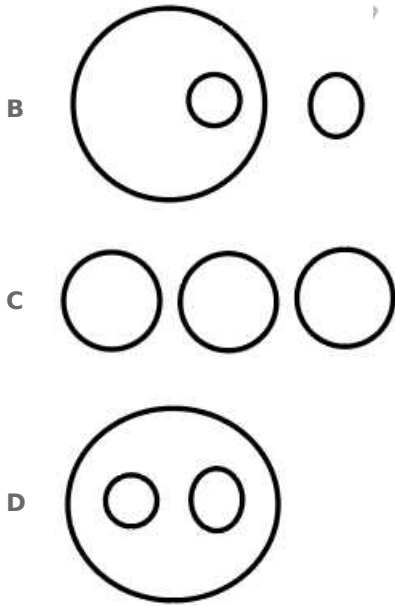
Set of letters that represents Cricketers who are also Cartoonists = G + H

=> Ans - (C)

Question 3

Choose the Venn diagram from the given options which best represents the relationship amongst the following classes:
Cup, Table, Crockery





Answer: B

Explanation:

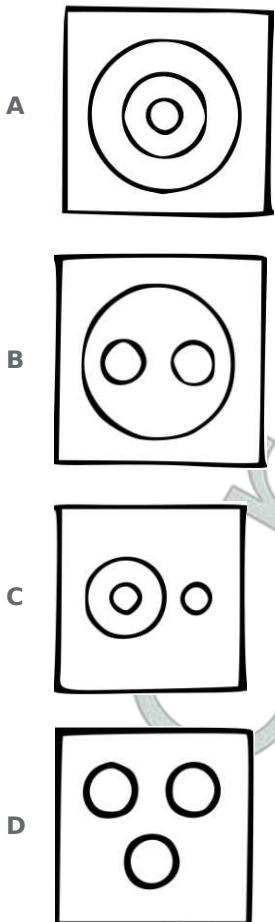
cup comes under crockery, table comes under furniture

SSC CGL Free Mock Test (Latest Pattern)

Question 4

Identify the diagram that best represents the relationship among the classes given below :

Doctors, Engineers, Lawyers



Answer: D

Explanation:

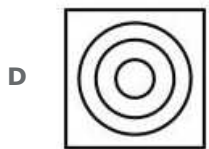
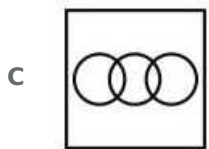
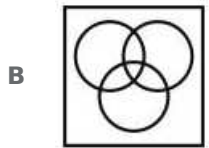
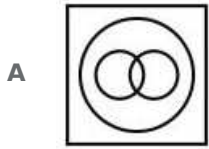
All three entities are entirely different.

Hence, option D is the correct answer.

Question 5

Identify the diagram that best represents the relationship among the given classes.

Cricketer, Male, Actor



Answer: C

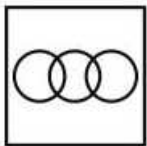
Explanation:

A male can be a cricketer or an actor, but an actor cannot be a cricketer.

here cricketer and actor defines field in which they work

for example sachin tendulkar acted in many ads but by profession he is a cricketer hence one can only be cricketer or an actor at one working profession

Thus, the venn diagram that best describes above relationship is :



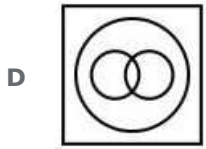
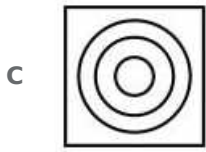
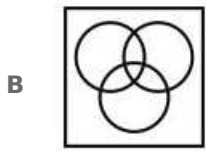
=> Ans - (C)

Question 6

Identify the diagram that best represents the relationship among the given classes.

Biology, Science, Subject





Answer: C

Explanation:

Biology is a branch of science and science is a subject.

Thus, the venn diagram that best describes above relationship is :



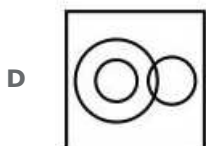
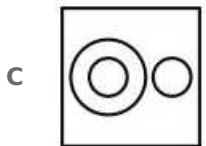
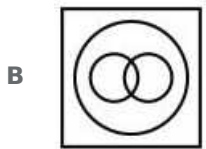
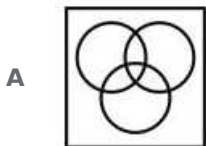
=> Ans - (C)

SSC CGL Previous Papers (DOWNLOAD PDF)

Question 7

Identify the diagram that best represents the relationship among the given classes.

Reptiles, Lizard, Lion

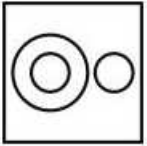


Answer: C

Explanation:

All lizards comes under the category of lizards, but lions are mammals.

Thus, the venn diagram that best describes above relationship is :

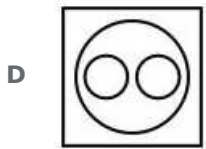
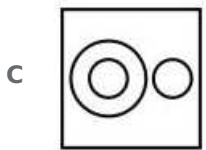
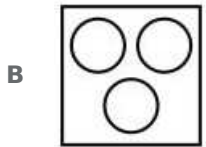
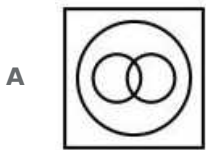


=> Ans - (C)

Question 8

Identify the diagram that best represents the relationship among the given classes.

Four wheelers, Jeep, Car



Answer: D

Explanation:

Both jeep and car are different from each other, but comes under the category of four wheelers, hence the venn diagram that best describes above relation is :



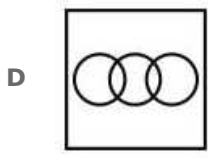
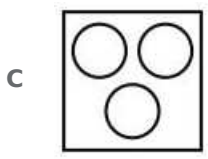
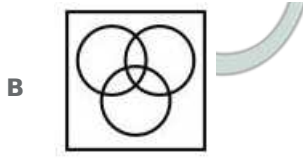
=> Ans - (D)

Question 9

Identify the diagram that best represents the relationship among the given classes.

Cap, Pencil, Apple



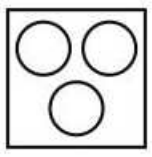


Answer: C

Explanation:

Cap, pencil and apple are completely different from each other, hence do not intersect one another.

Thus, the venn diagram that best describes above relationship is :



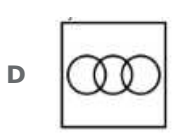
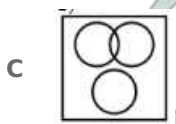
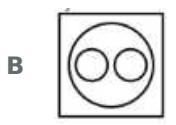
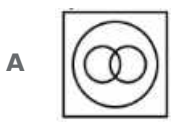
=> Ans - (C)

SSC Free Preparation App

Question 10

Identify the diagram that best represents the relationship among the given classes.

Crockery, Cup, Plate



Answer: B

Explanation:

Cup and plates are some of the types of crockery, but are completely opposite from each other (hence do not intersect).

Thus, the venn diagram that best describes above relationship is :

=> Ans - (B)

SSC CGL Free Mock Test (Latest Pattern)

SSC CGL Previous Papers (DOWNLOAD PDF)

SSC Free Preparation App

Download SSC General Knowledge PDF

Daily Free SSC Practice Set

General Science Notes for SSC CGL

SSC CHSL Previous Papers (DOWNLOAD PDF)

SSC CHSL Free Mock Test (Latest Pattern)

Free SSC Study Material (18,000 Solved Questions)

1500 + Free Must Solved SSC Questions (With Solutions)

SSC Exam Update Videos & Free Study Material (YouTube Channel)

Free Gk Tests

SSC CGL Tier-2 Previous Papers PDF