



Venn Diagram Questions for SSC CHSL PDF

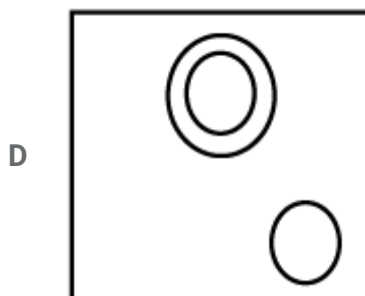
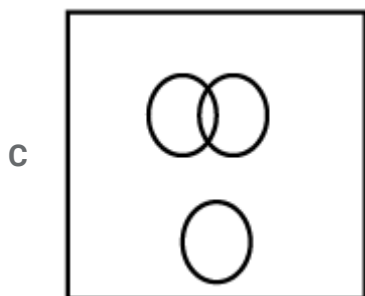
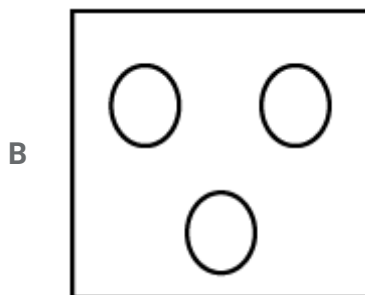
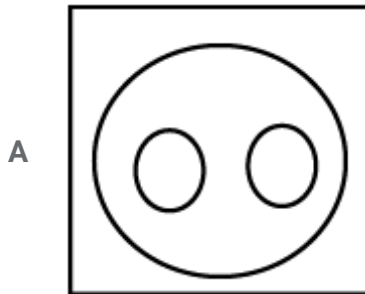
All rights reserved. No part of this publication may be reproduced, distributed, or transmitted in any form or by any means, electronic, mechanical, photocopying, recording or otherwise, or stored in any retrieval system of any nature without the permission of cracku.in, application for which shall be made to support@cracku.in

Instructions

For the following questions answer them individually

Question 1

Which of the following diagrams represents the relationship among Sun, Moon and Star?

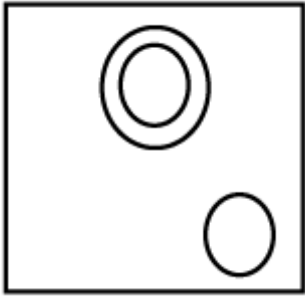


Answer: D

Explanation:

Sun is a star, while moon is a planet.

=> The above relationship is depicted by :

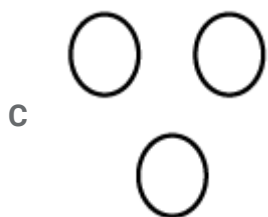
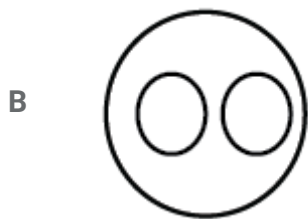
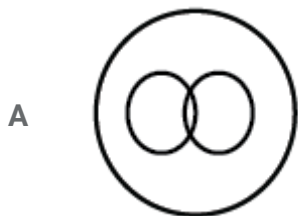


Ans - (D)

Question 2

Which diagram correctly represents the relationship between Human beings, Teachers, Graduates?

DIAGRAM



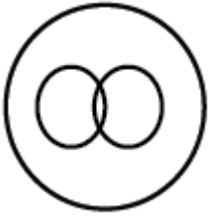
Answer: A

Explanation:

Both teachers and graduates are part part of human beings.

Also, some of the graduates can be teachers also and some may be not.

=> The above relation is correctly depicted by :



Ans - (A)

Question 3

Which one of the following diagrams represents the correct relationship among Poison, Bio-products and Food ?

- A A Venn diagram with three overlapping circles arranged in a triangular pattern.
- B A Venn diagram with three overlapping circles arranged in a horizontal line.
- C A Venn diagram with three concentric circles, one inside the other.
- D A Venn diagram with three separate, non-overlapping circles arranged in a horizontal line.

Answer: B

Explanation:

Bio products can include food because this term is also related to agriculture. But all bio products are not food because it also includes making of fossil fuels, papers etc. We can also make different type of poison by using various bio products.

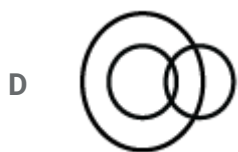

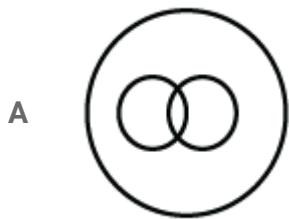
So, some bio products can be poison and some can be food.

Ans - (B)

SSC CGL Previous Papers (DOWNLOAD PDF)

Question 4

Which one of the following diagrams best depicts the relationship among pen, pencils, stationery ?



Answer: C

Explanation:

Both pens and pencils are part of stationery, and also pens are different from pencils.

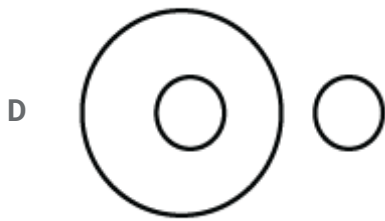
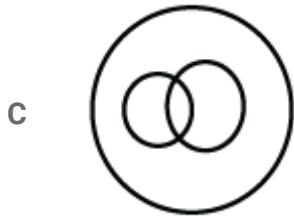
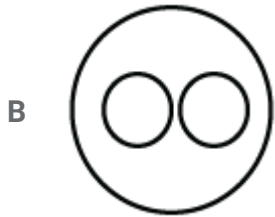
Thus, the venn diagram that best describe above relationship is :



Ans - (C)

Question 5

Indicate which figure will best represent the relationship amongst the three :
Legumes Seeds, Peas, Kidney Beans



Answer: B

Explanation:

Both peas and kidney beans are part of legumes. Also peas and kidney beans are different.

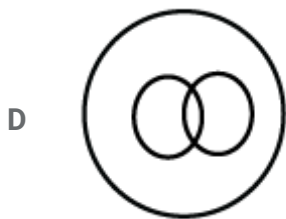

Thus, the venn diagram the best describes their relation is :



Ans - (B)

Question 6

Which one of the following diagrams best depicts the relationship among Black eyed people, Brown haired people, Indian



Answer: A

Explanation:

India can consist both black eyed people and brown haired people.

Similarly, A black eyed person can have brown hair and belong to India, and also a brown haired person can have black eyes and belong to India.

Thus, the venn diagram that best depicts above relationship is :

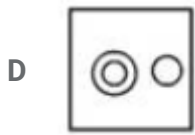
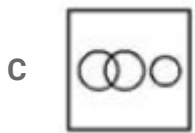
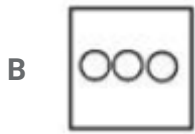



Ans - (A)

SSC CGL Free Mock Test (Latest Pattern)

Question 7

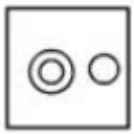
Identify the diagram that best represents the relationship among the given classes. Liquid, Pizza, Milk



Answer: D

Explanation:

Milk is in liquid form, thus all milk is liquid, and pizza is neither related to milk nor liquid. Thus, the last diagram best represents the relationship among the given classes.

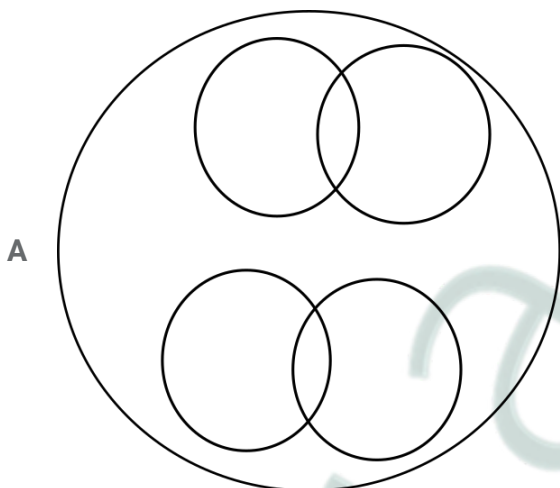


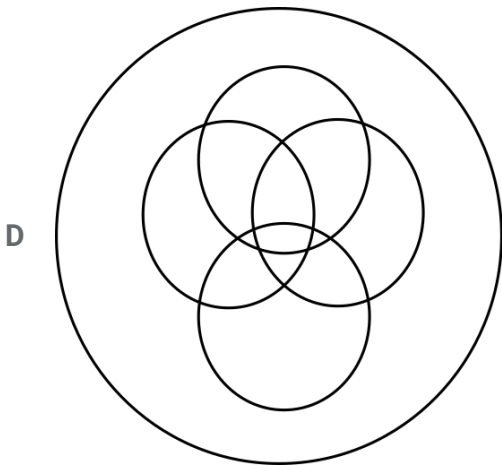
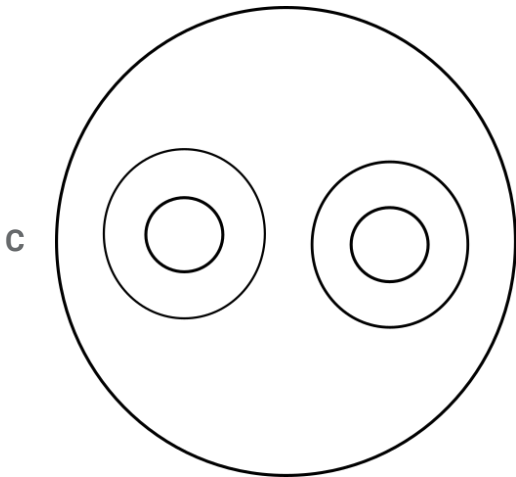
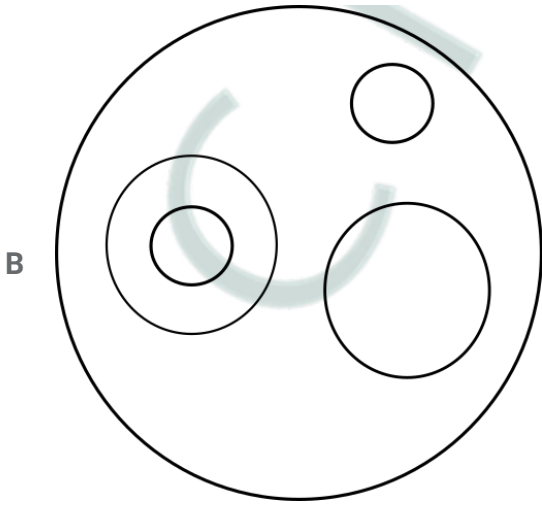
=> Ans - (D)

Question 8

Identify the diagram that best represents the relationship among the given classes.

Printer, Scanner, Input Device, Output Device, Computer.





Answer: C

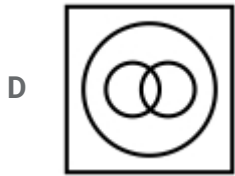
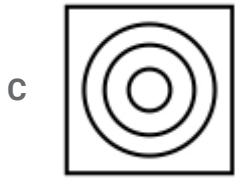
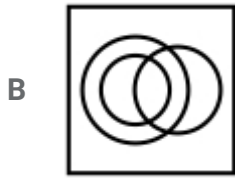
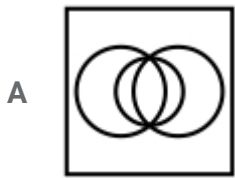
Explanation:

Scanner is an input device and printer is an output device. Together, all these form a computer. Hence, option C best describes these relationships.

Question 9

Identify the diagram that best represents the relationship among the given classes.

Complex number, Integer, Natural number



Answer: C

Explanation:

All natural numbers are integers and all integers are complex numbers.

Thus, the third figure represents above relationship.

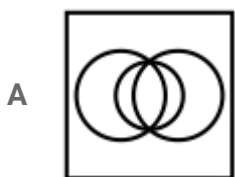
=> Ans - (C)

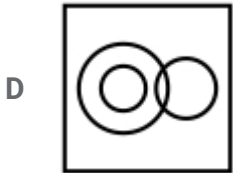
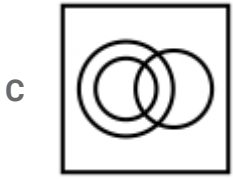
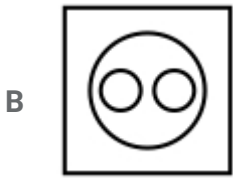
SSC CHSL Previous Papers (DOWNLOAD PDF)

Question 10

Identify the diagram that best represents the relationship among the given classes.

Music Instrument, Piano, Guitar





Answer: B

Explanation:

Piano and Guitar are both different types of music instruments, thus the second figure best describe their relation.

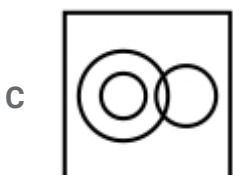
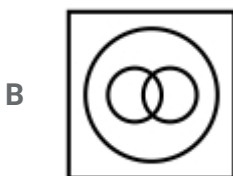
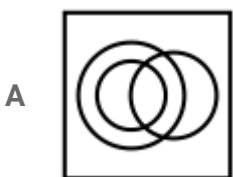


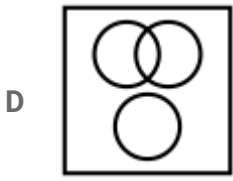
=> Ans - (B)

Question 11

Identify the diagram that best represents the relationship among the given classes.

Staff, Manager, Worker





Answer: A

Explanation:

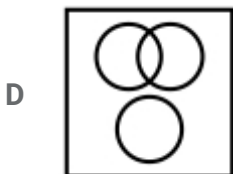
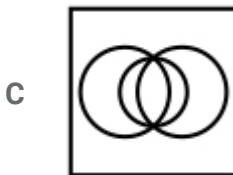
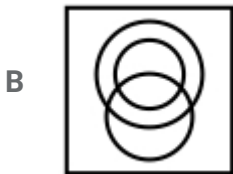
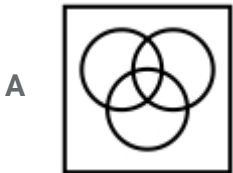
All workers are staff members, and some workers are also managers, hence the first figure best describes above relationship.

=> Ans - (A)

Question 12

Identify the diagram that best represents the relationship among the given classes.

Green, Mango, Fruits



Answer: B

Explanation:

All mango are fruits, whereas some mango are green and some fruits are also green.

Thus, the second figure best describe above relationship.

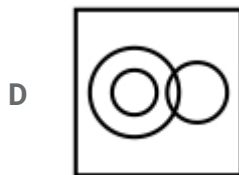
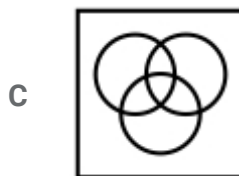
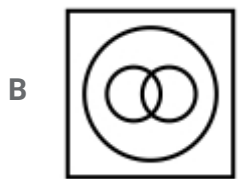
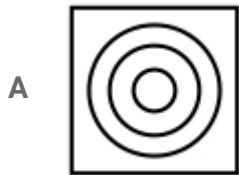
=> Ans - (B)

25 SSC CGL Mocks - Just Rs. 149

Question 13

Identify the diagram that best represents the relationship among the given classes.

Bull, Animal, Carnivorous



Answer: D

Explanation:

All bulls are animals, but bulls are not carnivorous.

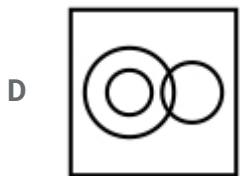
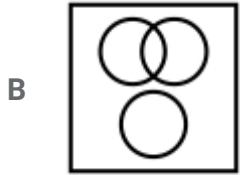
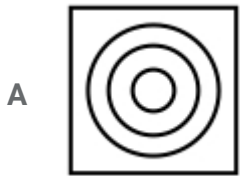
Also, some carnivorous are animals, thus the last option is the best representation for above relationship.

=> Ans - (D)

Question 14

Identify the diagram that best represents the relationship among the given classes.

Animal, Leopard, Lion



Answer: C

Explanation:

Both leopard and lion are animals but are completely different from each other.

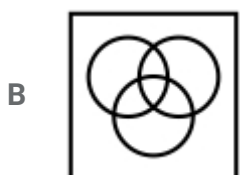
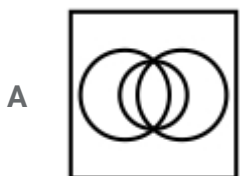
Thus, the third figure best describes above relationship.

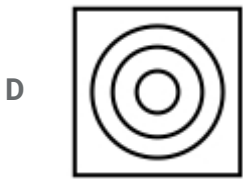
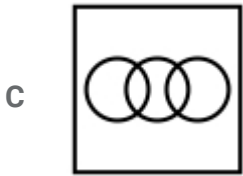
=> Ans - (C)

Question 15

Identify the diagram that best represents the relationship among the given classes.

Country, State, City





Answer: D

Explanation:

All cities are part of a state and all states are part of a country.

Thus, the last figure perfectly describes the above relationship.

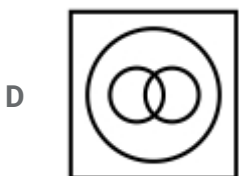
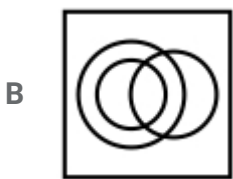
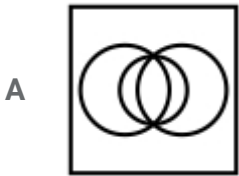
=> Ans - (D)

SSC CHSL Free Mock Test (Latest Pattern)

Question 16

Identify the diagram that best represents the relationship among the given classes.

Professionals, Chartered Accountant, Female



Answer: B

Explanation:

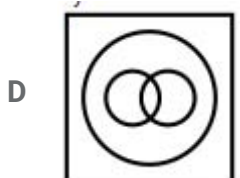
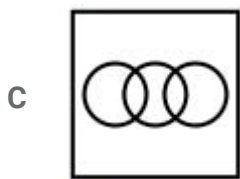
Both professionals and Chartered Accountants can be female, and all chartered accountants are professionals, hence the second diagram best describes above relationship.

=> Ans - (B)

Question 17

Identify the diagram that best represents the relationship among the given classes.

Pet animals, Dog, Cat



Answer: A

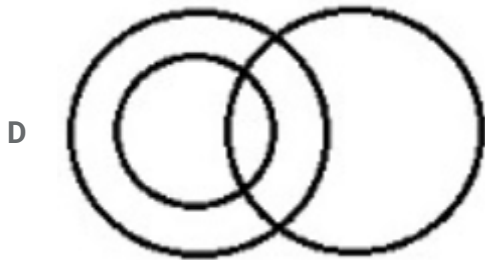
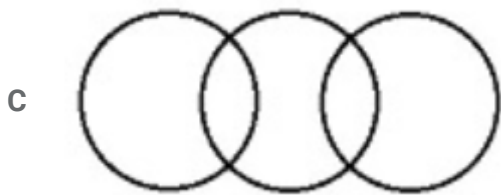
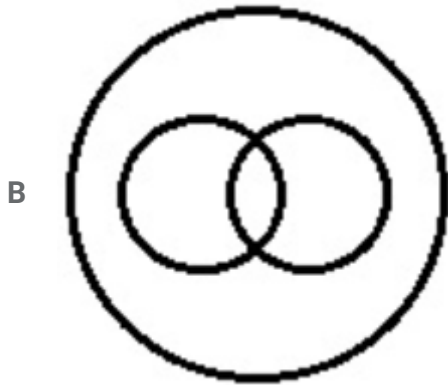
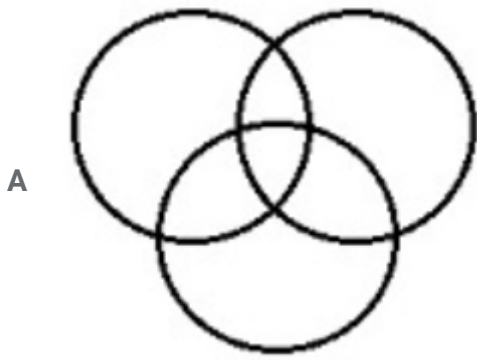
Explanation:

All dogs are pet animals, similarly all cats are pet animals, but dogs are different from cats. Thus, the first figure best represents above relationship.

=> Ans - (A)

Question 18

Identify the diagram that best represents the relationship among classes given below
Tennis fans, Cricket players, Students



Answer: A

Explanation:

A student can be both a tennis fan and a cricket player. Similarly, a tennis fan can be both a student and a cricket player.

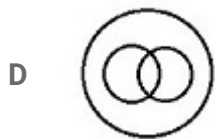
Thus, all of the three are interrelated and first option best describes above relationship.

=> Ans - (A)

Question 19

Identify the diagram that best represents the relationship among classes given below

Males, Fathers, Engineers



Answer: C

Explanation:

All fathers are definitely males, and the engineers can be either males or fathers.

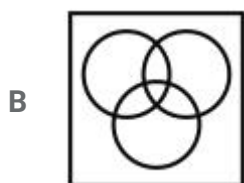
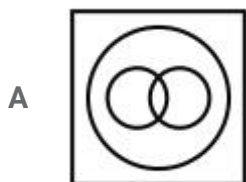
Thus, the third figure best represents the above relationship.

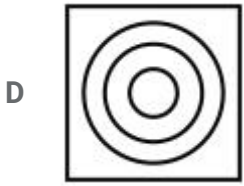
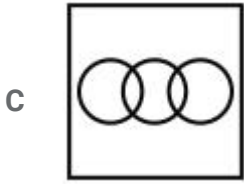
=> Ans - (C)

Question 20

Identify the diagram that best represents the relationship among the given classes.

Cricketer, Male, Actor



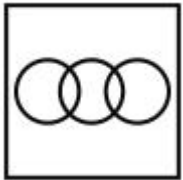


Answer: C

Explanation:

A male can be a cricketer or an actor, but an actor cannot be a cricketer.

Thus, the venn diagram that best describes above relationship is :

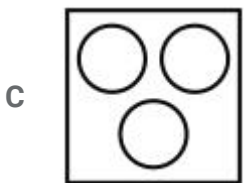
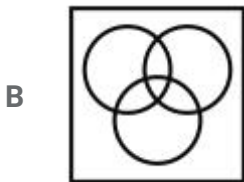


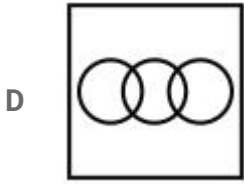
=> Ans - (C)

Question 21

Identify the diagram that best represents the relationship among the given classes.

Cap, Pencil, Apple



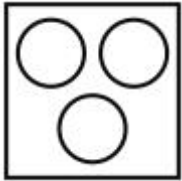


Answer: C

Explanation:

Cap, pencil and apple are completely different from each other, hence do not intersect one another.

Thus, the venn diagram that best describes above relationship is :



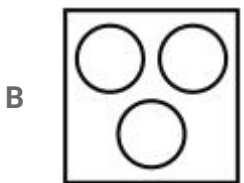
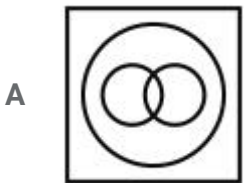
=> Ans - (C)

Free SSC Study Material (18,000 Solved Questions)

Question 22

Identify the diagram that best represents the relationship among the given classes.

Four wheelers, Jeep, Car



Answer: D

Explanation:

Both jeep and car are different from each other, but comes under the category of four wheelers, hence the venn diagram that best describes above relation is :

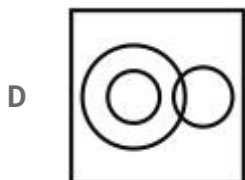
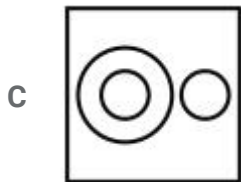
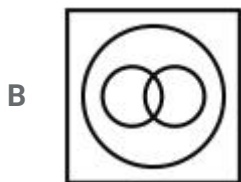
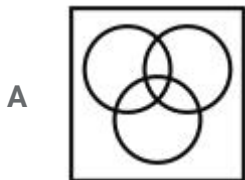


=> Ans - (D)

Question 23

Identify the diagram that best represents the relationship among the given classes.

Reptiles, Lizard, Lion

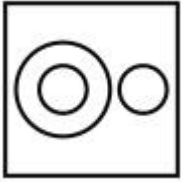


Answer: C

Explanation:

All lizards comes under the category of lizards, but lions are mammals.

Thus, the venn diagram that best describes above relationship is :

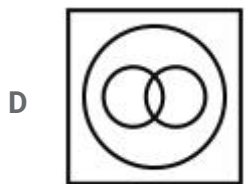
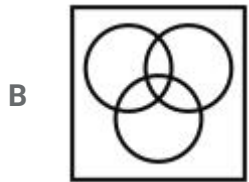


=> Ans - (C)

Question 24

Identify the diagram that best represents the relationship among the given classes.

Biology, Science, Subject



Answer: C

Explanation:

Biology is a branch of science and science is a subject.

Thus, the venn diagram that best describes above relationship is :



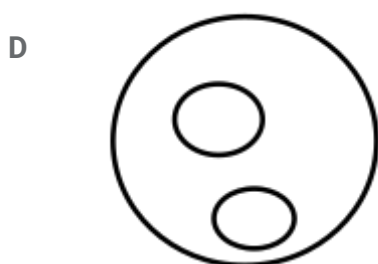
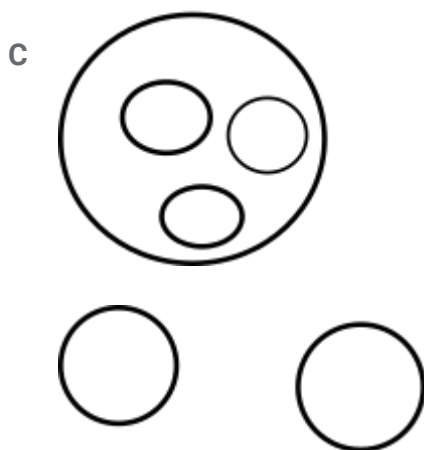
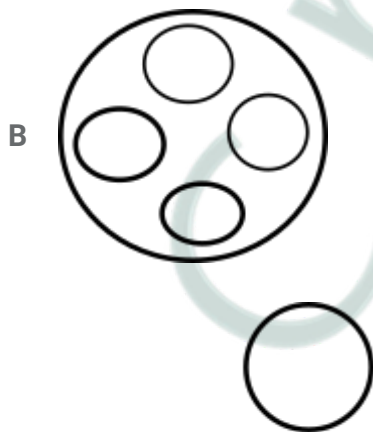

=> Ans - (C)

Daily Free SSC Practice Set

Question 25

Choose the option which best captures the relationship between the following things.

1. Income Tax
2. Goods and Services Tax
3. Service Tax
4. Sales Tax
5. Import Duties



Answer: D

Explanation:

Sales and service tax have been included in the GST. Income tax and import duties are different from GST. Hence, option D is the correct answer.

SSC CGL Previous Papers (DOWNLOAD PDF)

SSC CGL Free Mock Test (Latest Pattern)

SSC CHSL Previous Papers (DOWNLOAD PDF)

25 SSC CGL Mocks - Just Rs. 149

SSC CHSL Free Mock Test (Latest Pattern)

25 SSC CHSL Mocks - Just 149

Free SSC Study Material (18,000 Solved Questions)

Daily Free SSC Practice Set

100 Free SSC GK Tests

General Knowledge Questions & Answers (Download pdf)

General Science Notes for SSC CGL

Current Affairs Questions & Answers (Download pdf)

SSC Exam Update Videos & Free Study Material (YouTube Channel)

Daily & Monthly Current Affairs (Download pdf)

1500+ Very Important Free SSC Solved Questions

285 SSC Mocks - Just RS. 249

SSC Free Preparation App