



Paper Folding Questions for SSC CGL PDF

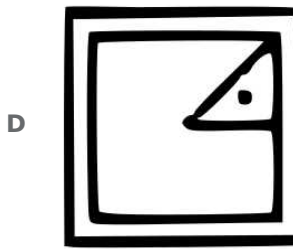
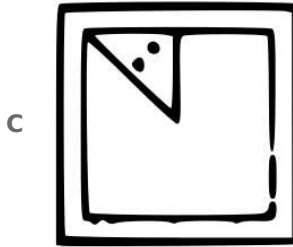

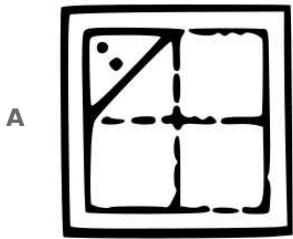

All rights reserved. No part of this publication may be reproduced, distributed, or transmitted in any form or by any means, electronic, mechanical, photocopying, recording or otherwise, or stored in any retrieval system of any nature without the permission of cracku.in, application for which shall be made to support@cracku.in

Instructions

For the following questions answer them individually

Question 1

A square piece of paper is folded in a particular manner and punched and then unfolded. The unfolded paper is given below. Find out the manner in which the paper was folded and punched from the answer figure.



Answer: A

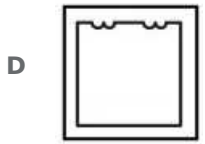
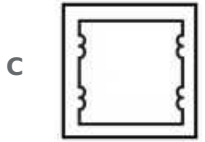
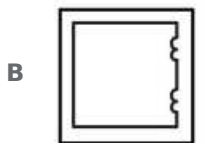
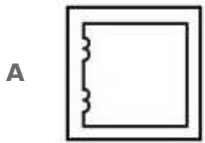
Explanation:

If the paper is folded and punched as shown in option A, then the resulting unfolded paper would look like the one given in the question.

Hence, option A is the correct answer.

Question 2

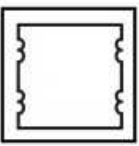
A piece of paper is folded and punched as shown below in the question figures. From the given answer figures, indicate how it will appear when opened.



Answer: C

Explanation:

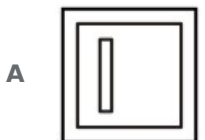
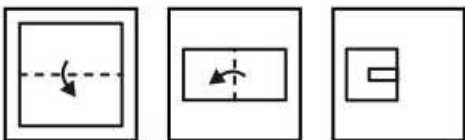
When the paper is unfolded once, the two semi circles will appear at the top as well as bottom, and when the paper is unfolded second time, the circular patterns will appear on the right side as well, the same it appeared on the left.

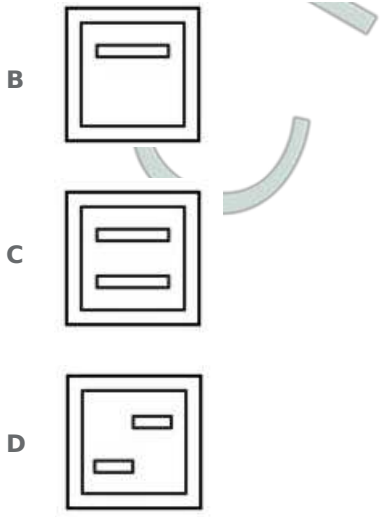


=> Ans - (C)

Question 3

A piece of paper is folded and punched as shown below in the question figures. From the given answer figures, indicate how it will appear when opened.





Answer: C

Explanation:

When the paper is unfolded the first time, the complete rectangle will appear at the bottom and when the paper is completely unfolded, another rectangle will appear at the top like

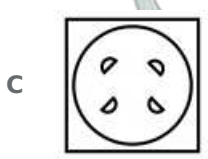
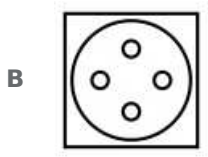
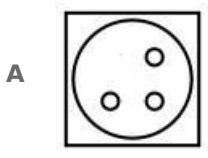
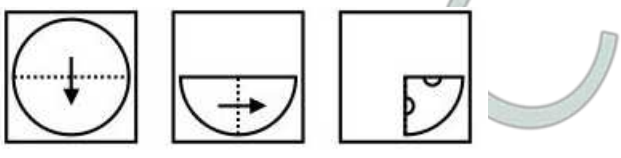


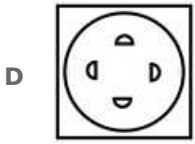
=> Ans - (C)

SSC CGL Free Mock Test (Latest Pattern)

Question 4

A piece of paper is folded and punched as shown below in the question figures. From the given answer figures, indicate how it will appear when opened.

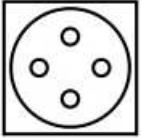




Answer: B

Explanation:

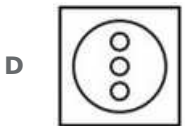
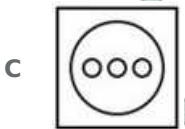
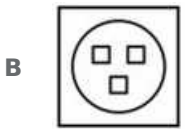
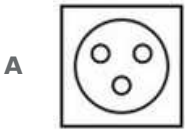
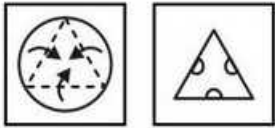
Since the cuts are made in the quadrant, when the paper is unfolded the first time, the complete circle will appear at the bottom and the two semi circle will appear at horizontal diagonal and when the paper is completely unfolded, the four circles will appear like



=> Ans - (B)

Question 5

A piece of paper is folded and punched as shown below in the question figures. From the given answer figures, indicate how it will appear when opened?



Answer: A

Explanation:

Half circle are made at the edges of the triangle, so when reopened, the complete circles will appear at the three sides, so three complete circles will be appeared in the answer figure resembling the three sides of the triangle.

=> Ans - (A)

SSC CGL Free Mock Test (Latest Pattern)

SSC CGL Previous Papers (DOWNLOAD PDF)

SSC Free Preparation App

Download SSC General Knowledge PDF

Daily Free SSC Practice Set

General Science Notes for SSC CGL

SSC CHSL Previous Papers (DOWNLOAD PDF)

SSC CHSL Free Mock Test (Latest Pattern)

Free SSC Study Material (18,000 Solved Questions)

1500 + Free Must Solved SSC Questions (With Solutions)

SSC Exam Update Videos & Free Study Material (YouTube Channel)

Free Gk Tests

SSC CGL Tier-2 Previous Papers PDF